






Handwritten musical notation on two staves. The top staff is marked '4' and 'C-7.' and contains a sequence of notes and chords. The bottom staff is marked 'C-7' and contains a sequence of notes and chords, including a complex multi-measure rest.




Latin rhythm changes



re-sain




known



B7


G7 b9



SPREADING



C- Herb



Descending 2 5's

*[Handwritten musical notation]*

D<sup>b</sup> - G7 C - F7

D - G<sup>alt</sup> C - ~~AM~~ F<sup>alt</sup>

D - G7<sup>b9</sup> C - F7<sup>b9</sup>

D<sup>b</sup> G<sup>alt</sup> C<sup>b</sup> F7<sup>alt</sup>

D - C<sup>#</sup> - C - B -

19/10/95 Sunday morning I bought myself  
a paper & I held it

G7 G7 F F/C<sup>b</sup> B<sup>b</sup> D7 in my hand

G7 G7 C7 F B<sup>b</sup> A C.

You used to tell me in the kitchen

this world apart the sound

F<sup>#</sup> B<sup>b</sup> F  
B<sup>b</sup> A<sup>alt</sup> D - C/B<sup>b</sup>/A

people try to tell me, where to play my









hand, I'm used to that

figures move around me








and the clowns play the game

but with you <sup>and I</sup> ~~around~~ it's hard to get down








It's been seven years boy & still glad to <sup>have you</sup> ~~around~~








SOFTLY



3/11/96



IRISA



Handwritten musical notation on the left page of a spiral-bound notebook. The notation includes a treble clef, a key signature of one flat (F major or D minor), and a 4/4 time signature. The melody is written on a five-line staff, with various notes, rests, and accidentals. There are also some handwritten annotations in the margins, including "Bad melody" and "is a".

Handwritten musical notation on the right page of a spiral-bound notebook. The notation includes a treble clef, a key signature of one flat (F major or D minor), and a 4/4 time signature. The melody is written on a five-line staff, with various notes, rests, and accidentals.

Handwritten musical notation on the right page of a spiral-bound notebook. The notation includes a treble clef, a key signature of one flat (F major or D minor), and a 4/4 time signature. The melody is written on a five-line staff, with various notes, rests, and accidentals. There are also some handwritten annotations in the margins, including "F# A A# B C# add 9".

Handwritten musical notation on the right page of a spiral-bound notebook. The notation includes a treble clef, a key signature of one flat (F major or D minor), and a 4/4 time signature. The melody is written on a five-line staff, with various notes, rests, and accidentals. There are also some handwritten annotations in the margins, including "I'll join you in time" and "Im sleeping now its over".

16/12/95

Handwritten musical notation on the right page of a spiral-bound notebook. The notation includes a treble clef, a key signature of one flat (F major or D minor), and a 4/4 time signature. The melody is written on a five-line staff, with various notes, rests, and accidentals. There are also some handwritten annotations in the margins, including "she settles down with me".

Intro D B- C#- F#- B- C#- D E A

A F#- C#- A7 D E A A7 Down

D B- C#- F#- 1) B7 E7

2) B- E7 A

Br D E A A7 D E A A7

D B- C#- F#- B- B7 E7

A F#- C#- A7 D E A A7

D B- C#- F#- B- E A

will you remember m

key of G.













BASS SHALL WE DANCE till ready

$B^b$  C- D- C-  $B^b$  C- D- C $^\sharp$   
 C- F7 C-7  $F^b$  F7  
 F7  $B^b$  G7 C- F7  
 $B^b$  C- D- C- F7 F7  $E^b$   
 $E^b$  D7 C-7 F7  
 $B^b$  C- D- C $^\sharp$  C- F /  $E^b$   
 $A^b$ 7 G7 C-  $E^b$   $A^b$ 7  
 D- G C F7  $\oplus$   
 $B^b$  G C7 F7  
 $\oplus$  D- G C- F7 to intro










P STEPS

9/12/95

Bk



In LIVERPOOL



Handwritten musical notation on the left page. The notation includes several staves with notes, rests, and chord symbols. A large bracket groups the first two staves, with the number "8.6" written to the left. The third staff has a bracket with the number "6.12" written below it. The fourth staff has a bracket with the number "10" written below it. The fifth staff has a bracket with the number "10" written below it. The sixth staff has a bracket with the number "10" written below it. The seventh staff has a bracket with the number "10" written below it. The eighth staff has a bracket with the number "10" written below it. The ninth staff has a bracket with the number "10" written below it. The tenth staff has a bracket with the number "10" written below it. The eleventh staff has a bracket with the number "10" written below it. The twelfth staff has a bracket with the number "10" written below it. The thirteenth staff has a bracket with the number "10" written below it. The fourteenth staff has a bracket with the number "10" written below it. The fifteenth staff has a bracket with the number "10" written below it. The sixteenth staff has a bracket with the number "10" written below it. The seventeenth staff has a bracket with the number "10" written below it. The eighteenth staff has a bracket with the number "10" written below it. The nineteenth staff has a bracket with the number "10" written below it. The twentieth staff has a bracket with the number "10" written below it. The notation is written in black ink on a white background.

Handwritten musical notation on the right page. The notation includes several staves with notes, rests, and chord symbols. The first staff has the number "8.6" written above it. The notation is written in black ink on a white background.

F-/E<sup>b</sup> G<sup>b</sup>/D-

E<sup>b</sup>Δ7 B<sup>b</sup> D<sup>5</sup> A<sup>b</sup>

Let her <sup>ch</sup> have she brings me

sil ver snows we I'm overjoyed D<sup>b</sup>Δ7

It's all free & it's all yours brother my little one

I open and the christmas present

F-

~~under the tree~~  
under the tree christ mass

SUDDENLY

F D- B- D<sup>5</sup> GAD

<sup>b<sub>2</sub></sup> <sup>b<sub>2</sub></sup> <sup>b<sub>2</sub></sup> <sup>b<sub>2</sub></sup>  
G<sup>b</sup>F B<sup>b</sup> G<sup>b</sup> F B<sup>b</sup>

G- E C A<sup>b</sup>/E<sup>b</sup>

I know

B<sup>b</sup> F<sup>b</sup> B<sup>b</sup> A<sup>b</sup> D<sup>b</sup>

X

(Lil  
G-  
D-)

D C- C-/B<sup>b</sup>

B<sup>b</sup>/E<sup>b</sup> C-<sup>b</sup> B<sup>b</sup> A<sup>b</sup> D<sup>b</sup>

G- G7

<sup>new</sup>  
a secret world 42 I know

2 seven years for the boy I know

2 there there all the <sup>same</sup> you I know

2 it doesn't matter how I know

B<sup>b</sup>/F F B<sup>b</sup>/F

G- A-<sup>b</sup> A<sup>b</sup>/E<sup>b</sup> E<sup>b</sup>

C- F ~~ME~~

B<sup>b</sup>- E<sup>b</sup> B<sup>b</sup>/D

Handwritten musical notation on the left page of a notebook. The notation is written on a series of five-line staves. The first staff contains a sequence of notes and rests, with some notes marked with a flat symbol (b). The second staff continues the notation, with some notes marked with a sharp symbol (#). The third staff shows a measure with a sharp symbol (#) and a note. The remaining staves are mostly empty, with some faint markings.

Handwritten musical notation on the right page of a notebook. The notation is written on a series of five-line staves. The first staff contains a sequence of notes and rests, with some notes marked with a flat symbol (b). The second staff continues the notation, with some notes marked with a sharp symbol (#). The third staff shows a measure with a sharp symbol (#) and a note. The remaining staves are mostly empty, with some faint markings.

Handwritten musical notation on the left page, featuring various chords and notes. The title "NEFER TI PINNORAO" is written at the top.

Chords and notes visible include:

- $E^{\flat} - A^{\flat} - E^{\flat}$
- $A^{\flat} /$
- $B - A$
- $B^{\flat}$
- $F^{\sharp} - A^{\flat}$
- $A^{\flat} - C^{\sharp} -$
- $C / A^{\flat} \rightarrow D / F^{\sharp} / D$
- $A^{\flat} - G^{\flat} - sus$
- $F^{\sharp} - C^{\sharp}$
- $B^{\flat} (D^{\flat}) \in$
- $B -$

Other markings include "2" at the bottom right of the page.

Handwritten musical notation on the right page, featuring various chords and notes. The title "NEFER TI PINNORAO" is written at the top.
















Chords and notes visible include:

- $C^{\sharp}$
- $cr$
- $cr$
- $C^{\sharp}$
- $melody$
- $Vanilla essence$

Handwritten musical notation on the left page of a spiral-bound notebook. The notation is written on five staves. The first staff has the label "Esus<sup>b9</sup>". The second staff has the label "F<sup>#</sup>-A<sup>b9</sup>". The third staff has the label "Esus<sup>b9</sup>/B". The notation consists of various musical symbols, including notes, rests, and accidentals, arranged in a sequence across the staves.

Handwritten musical notation on the right page of a spiral-bound notebook. The notation is written on five staves. The first staff has a circled "2" and a "b9" symbol. The second staff has a circled "4" and a "b9" symbol. The third staff has a circled "b9" symbol. The fourth staff has a circled "b9" symbol. The fifth staff has a circled "b9" symbol. The notation consists of various musical symbols, including notes, rests, and accidentals, arranged in a sequence across the staves.

PINNO CANTO



Chuck Baby

Handwritten musical notation on the left page, featuring a melody line and several staves with chords and notes. The notation includes a treble clef, a key signature of one sharp (F#), and a 4/4 time signature. The melody line is written on a single staff, while the chords are written on multiple staves below it. The notation is handwritten and includes various musical symbols such as notes, rests, and chord symbols.

Handwritten musical notation on the right page, featuring a melody line and several staves with chords and notes. The notation includes a treble clef, a key signature of one sharp (F#), and a 4/4 time signature. The melody line is written on a single staff, while the chords are written on multiple staves below it. The notation is handwritten and includes various musical symbols such as notes, rests, and chord symbols.

Bass

B -> G# in bass

solos

A

Handwritten musical notation for a guitar line. It starts with a treble clef and a key signature of one sharp (F#). The notation includes a series of eighth and sixteenth notes, some with accidentals (sharps and naturals). There are some scribbles at the beginning of the line.

Handwritten notes above the staff: F#7, E sus4, F#7, B A7, E A7

Handwritten notes below the staff: C-b, B A7 +5, E7, E alt

Handwritten musical notation on a five-line staff. The notation includes various notes, rests, and accidentals (sharps, flats, naturals). There are some corrections and erasures visible. The piece concludes with a double bar line and a repeat sign.

ROYALE

$b \ b \ b = 1 \ p \ A$

G# D/F# C/E C/E B C# b

C- B

Bb/A3 Galt F#7

I gonna ~~take~~ take my time

I've got so much to say to u

want you drink my wine

I've got something to take from you

shred

rock beat

djembe

3 AH lick

1. 70's harmonic device

mallets

B

Handwritten musical notation on the left page, featuring staves with notes, rests, and some handwritten text like "PFB" and "PFB".

Handwritten musical notation on the left page, featuring staves with notes, rests, and some handwritten text like "PFB" and "PFB".

Handwritten musical notation on the left page, featuring staves with notes, rests, and some handwritten text like "PFB" and "PFB".

Handwritten musical notation on the left page, featuring staves with notes, rests, and some handwritten text like "PFB" and "PFB".

Handwritten musical notation on the left page, featuring staves with notes, rests, and some handwritten text like "PFB" and "PFB".

AJA S. 11

Handwritten musical notation on the right page, featuring staves with notes, rests, and some handwritten text like "C- E<sup>b</sup>7 F<sup>#</sup>7 C<sup>#</sup> C- B- B<sup>b</sup>-A".

Handwritten musical notation on the right page, featuring staves with notes, rests, and some handwritten text like "C- E<sup>b</sup>7 F<sup>#</sup>7 C<sup>#</sup> C- B- B<sup>b</sup>-A".

Handwritten musical notation on the right page, featuring staves with notes, rests, and some handwritten text like "C- E<sup>b</sup>7 F<sup>#</sup>7 C<sup>#</sup> C- B- B<sup>b</sup>-A".

Handwritten musical notation on the right page, featuring staves with notes, rests, and some handwritten text like "C- E<sup>b</sup>7 F<sup>#</sup>7 C<sup>#</sup> C- B- B<sup>b</sup>-A".

Handwritten musical notation on the right page, featuring staves with notes, rests, and some handwritten text like "C- E<sup>b</sup>7 F<sup>#</sup>7 C<sup>#</sup> C- B- B<sup>b</sup>-A".

magil

D D0 D0 A/D D

F#- A- E- A- E-

Asus

D Bb A

D7 C- Bb D/A

E-

of . 9 . 7

of . 9 . 7

Bb-

C-

Ebsus

Bb7

Asus

F#7

Bb-

Bb-

C-

D-

Bb-

Bb-

C

F7

Bb

E7alt

Eb

A7

D-

D-

Eb

Eb

D-

D-

Eb

Eb

Csus

F7

Bb

Ebsus

D-

D-/C

Eb

ED7

F#7 /Bb

Eb-

/Ob

B

B7

E

F7

Handwritten musical notation on the left page, consisting of six systems of staves. The notation includes various notes, rests, and accidentals. The bottom system is labeled "rapid 5".

DUCKY

Handwritten musical notation on the right page, consisting of six systems of staves. The notation includes various notes, rests, and accidentals. The top system is labeled "7/4".

Handwritten musical notation on the left page, featuring four staves with notes and chords. The chords are labeled: D, B, Esus, Asus, E, G, A, D, G, E, F#, G, A, and D.

love will come  
to you

WYNTON


on Big Dis

Black melody  
Soul st



Handwritten musical notation on the right page, featuring five staves with notes and chords. The notation includes various musical symbols such as notes, rests, and accidentals. The word "shake" is written above the fourth staff, and "f aff" is written below the fifth staff.

George

A-



G-



G-



Gatt

